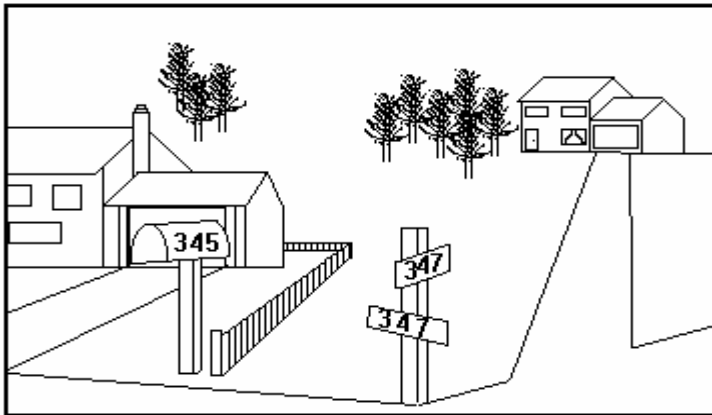
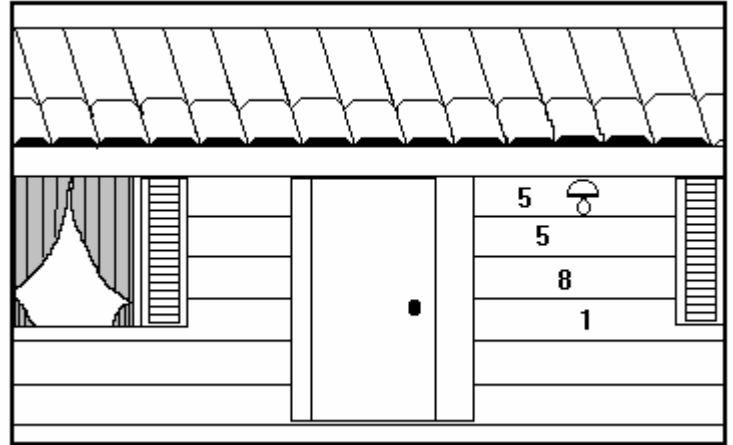


# ADDRESS POSTING REQUIREMENTS


## Location

All structure are required to have a permanently posted address visible from the road. Posting the address near the entry light is recommended, if the number will be visible from the road.



Where the address is not readily visible from the road, it shall be placed at each driveway entrance and visible from both directions of travel along the road. Where multiple addresses are required at a single driveway, they shall be mounted at a single location.

When there is a branch or fork in the road, indicate all addresses numbers on each branch or fork on a post, as indicated: Road name changes shall also be indicated.



## SIZE

Size of letters, numbers and symbols for addresses shall be a minimum of 3 inch letter height, 3\8 inch stroke, contrasting with the background color and sign.